

FENCE PERMIT TIPS

- ◆ Fences in front and corner side yards* must:
 - a. be at least one (1) foot from the front and corner side lot lines, or two (2) feet from any public sidewalk,
 - b. not exceed three (3) feet in height,
 - c. be of open design (open design fences are ornamental or embellished and shall include only post rail, split rail, or picket),Fences with a corner side yard shall be setback a minimum of ten (10) feet from the property line.
*Corner lot line abuts the side lot line of the adjacent lot.
- ◆ Decorative fencing shall only be permitted within the front yard.
- ◆ Fencing shall not extend across the entire width of the front yard, except as a landscape embellishment, and shall not exceed fifty (50) percent of the lot frontage and shall be of open design.
- ◆ Fences in rear and interior side yards:
 - a. must not exceed six (6) feet in height,
 - b. may be placed up to the property line.
- ◆ Rear yard fences that back up onto a street (double frontage lot) shall have a minimum rear yard setback of five (5) feet.
- ◆ No fence may be located within the vision triangle, the sides of which are formed by the right-of-way lines of two intersecting streets. The length of the sides of said triangle is fifteen (15) feet.
- ◆ All fences shall be constructed so that the finished side of the fence faces a public street and/or neighboring property.
- ◆ Fences shall not inhibit or alter drainage over public utility or drainage easements.
- ◆ **Swimming pools:**
 - a. must be completely enclosed by a fence at least forty-eight (48) inches in height which surrounds the pool or the entire yard without any breaks except for a lockable gate(s),
 - b. need not be enclosed by a fence as described above if the pool has a deck and deck fence or self-contained fence extending from the top of the pool side wall to a minimum height of six (6) feet from the surface of the ground, but no more than seven and one-half (7.5) feet in height.
- ◆ **Hot tubs:**
 - a. must be completely enclosed by a fence at least forty-eight (48) inches in height, which surrounds the hot tub or the entire yard without any breaks except for a lockable gate(s),
 - b. need not be enclosed by a fence as described above if the hot tub has a lockable cover or is located within a self-contained spa enclosure, so long as the enclosure is locked when the hot tub is not in use.
- ◆ **The following is prohibited:**
 - a. any fences placed or maintained on any portion of any public right-of-way,
 - b. fences constructed in whole or in part of electrically charged wire, barbed wire, spikes, glass, protruding nails, or other sharp or pointed materials,
 - c. chain link fences along major streets,
 - d. chicken wire,
 - e. snow fences (except those erected by local highway authorities).
- ◆ All fences shall be permanent and must be constructed and designed in a workman-like manner.
- ◆ At least 1/3 of the length of the fence post must be set in the ground.
- ◆ Chain link fences must be constructed of eleven (11) gauge wire or heavier. (Weight of wire decreases as number increases; for example, 12 gauge wire is lighter weight than 11 gauge.)

A building permit is required for all fences. To avoid delays in reviewing permit applications, submit the following:

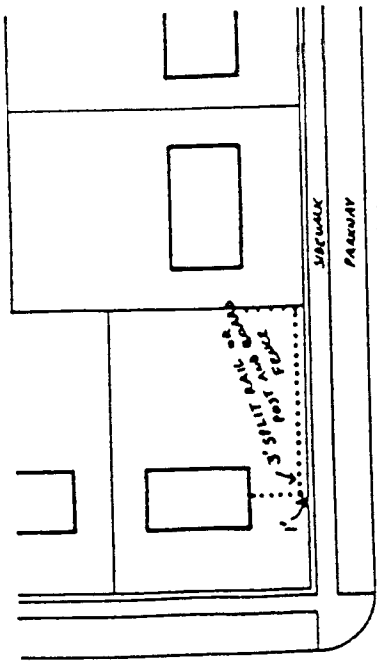
- ✓ Completed permit application
- ✓ Copy of your plat of survey indicating the proposed location of the fence on the lot. A typical plat of survey is attached for descriptive purposes only.
- ✓ Written approval from Homeowner's Association if applicable.
- ✓ PERMIT FEE: \$30.00 (including \$10 Zoning Certificate) Zoning Certificate fee for replacement of a fence: \$10.00

Placement/Height questions: Planning & Zoning Division 630/226-8480

Construction/Permit questions: Building Division 630/226-8470

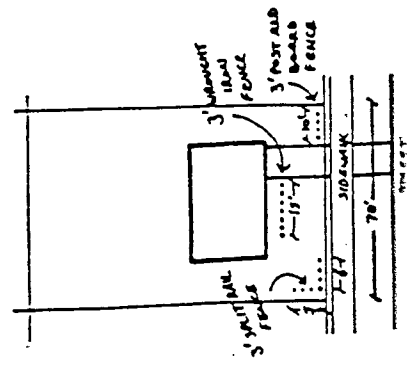
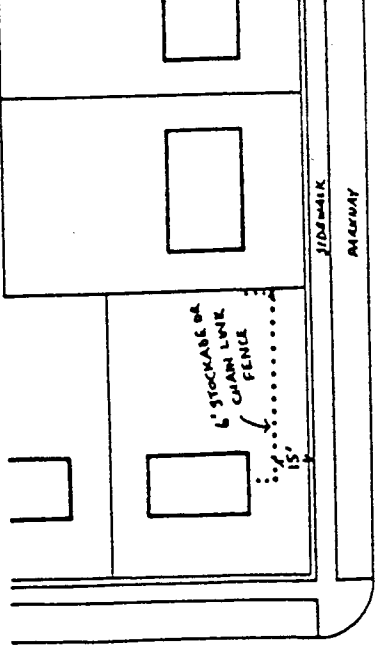
Please note: Processing time is 7-10 working days; however, if the application is incomplete the time may be longer.

BOLINGBROOK COMMUNITY DEVELOPMENT DEPARTMENT 630/226/8460



THIS EXAMPLE ILLUSTRATES WHEN AN OPEN-DESIGN FENCE IS REQUIRED IN A CORNER SIDE YARD.

THIS EXAMPLE ILLUSTRATES WHERE A FENCE WHICH IS NOT OF OPEN DESIGN MAY BE ERICED IN A CORNER SIDE YARD WHEN YOUR REAR LOT LINE IS ADJACENT TO THE SIDE LOT LINE OF YOUR NEIGHBOR.



THIS EXAMPLE ILLUSTRATES FRONT YARD FENCE REGULATIONS. NOTICE THAT THE TOTAL LENGTH OF ALL FENCES IN THE FRONT YARD IS NOT GREATER THAN 50% OF THE LOT FRONTAGE.

